

Scaled data based on original data using
LM-79-08 Approved Method: Electrical and Photometric Measurements of Solid-
State Lighting Products

Test Report Prepared for
Cooper Lighting Solutions
(formerly Eaton)

Brand: McGRAW-EDISON

Report Number: P954322

Luminaire Tested: **GALN-SB7C-840-U-5MQ**

Issue Date: 1/21/2025

Test Information

Test Method: LM-79-08
Report Number: P954322
TEST IS SCALED FROM IESNA LM-79-08 TEST DATA (G2-2411-289-20)
Test Lab: INNOVATION CENTER
Issue Date: 1/21/2025
Manufacturer: COOPER LIGHTING SOLUTIONS (FORMERLY EATON)
Product Line: McGRAW-EDISON
Catalog Number: GALN-SB7C-840-U-5MQ
Description: GALLEON AREA AND ROADWAY HIGH DENSITY LED LUMINAIRE
(7) 80 CRI, 4000K, 615mA LIGHTSQUARES WITH 26 LEDS EACH AND TYPE V MEDIUM OPTICS
Light Source: -
Ballast/Driver: -

Summary

Lumens per Lamp: N/A
Luminaire Lumens: 53352 lumens
Efficiency: N/A
Efficacy: 152.2 lumens/watt
Luminous Opening: Rectangular (W 1.5' x L: 1.5' x H: 0')
IES Classification: Type V - Short
BUG Rating: B5 - U0 - G5

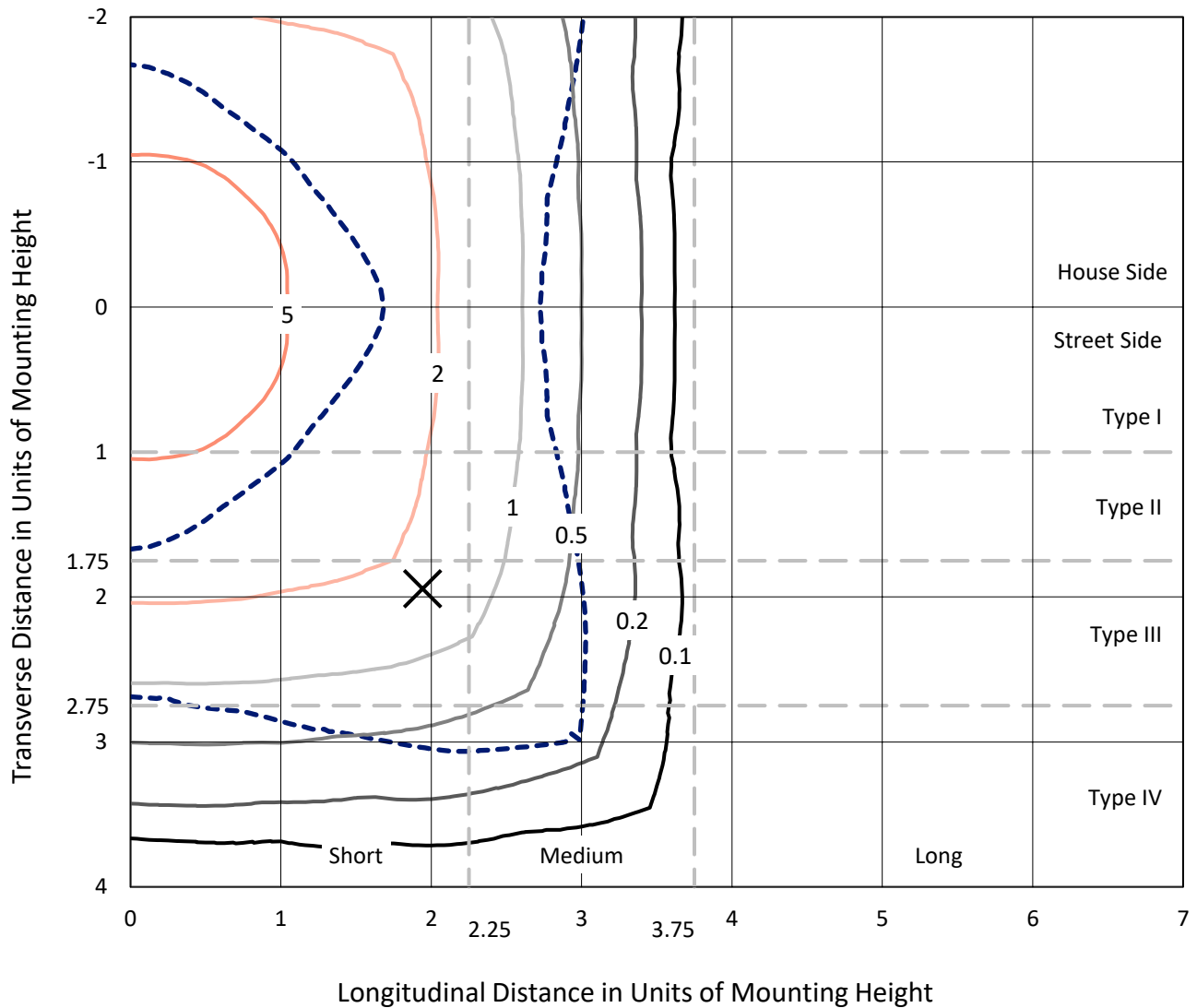
Input Watts (W): 350.5
Input Voltage (V): NR
Input Current (Ain): NR
Voltage Rise (V): NR
Power Factor: NR
Total Harmonic Distortion (THDi): NR
Frequency (hertz): 60
Stabilization Time: NR
Operation Time: NR
Ambient Temperature (°C): NR
Test Distance: 24 FT



REPORT NUMBER: P954322
 CATALOG NUMBER: GALN-SB7C-840-U-5MQ

Iso-Footcandle Lines of Horizontal Illumination

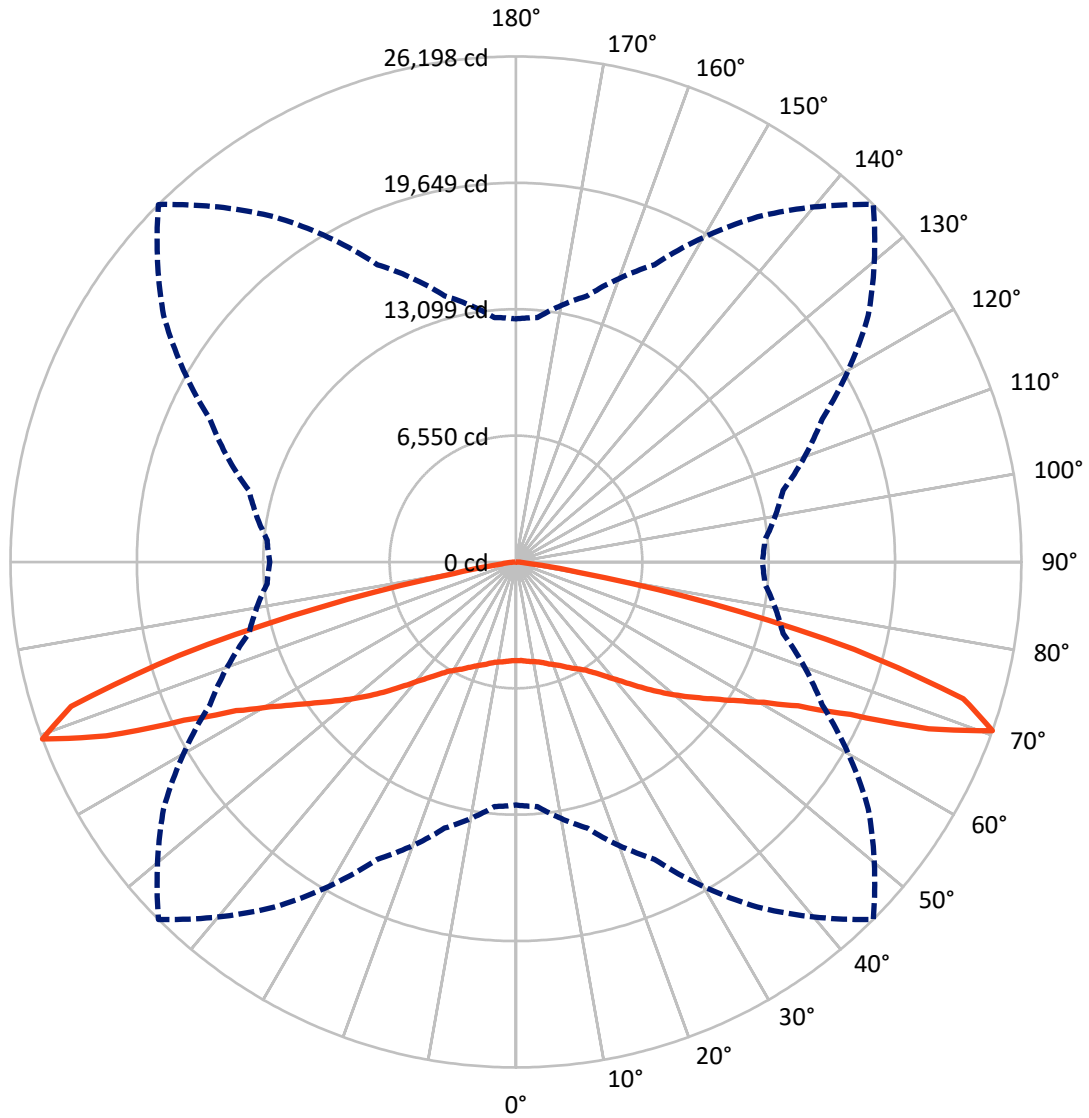
✕ Max cd
 - - - 1/2 Max cd



Based on 25 foot mounting height. Maximum calculated value = 8.2 fc
 Type V - Short - N/A

REPORT NUMBER: P954322
CATALOG NUMBER: GALN-SB7C-840-U-5MQ

Luminous Intensity Polar Plot



— Vertical Plane Through 45-Deg Lateral - - - Horizontal Cone Through 70-Deg Vertical

REPORT NUMBER: P954322

CATALOG NUMBER: GALN-SB7C-840-U-5MQ

FLUX DISTRIBUTION:

		Downward	Upward	Total
House Side	Lumens	26676.0	0.0	26676.0
	% Fixture	50.0	0.0	50.0
Street Side	Lumens	26676.0	0.0	26676.0
	% Fixture	50.0	0.0	50.0
Total	Lumens	53352.0	0.0	53352.0
	% Fixture	100.0	0.0	100.0

ZONAL LUMENS:

Zone	Lumens	% Fixture
0°-10°	496.5	0.9
10°-20°	1539.6	2.9
20°-30°	2751.4	5.2
30°-40°	4460.0	8.4
40°-50°	7264.5	13.6
50°-60°	11076.0	20.8
60°-70°	16477.5	30.9
70°-80°	8980.8	16.8
80°-90°	305.8	0.6
90°-100°	0.0	0.0
100°-110°	0.0	0.0
110°-120°	0.0	0.0
120°-130°	0.0	0.0
130°-140°	0.0	0.0
140°-150°	0.0	0.0
150°-160°	0.0	0.0
160°-170°	0.0	0.0
170°-180°	0.0	0.0
0°-90°	53352.0	100.0
0°-180°	53352.0	100.0

Coefficient of Utilization



REPORT NUMBER: P954322

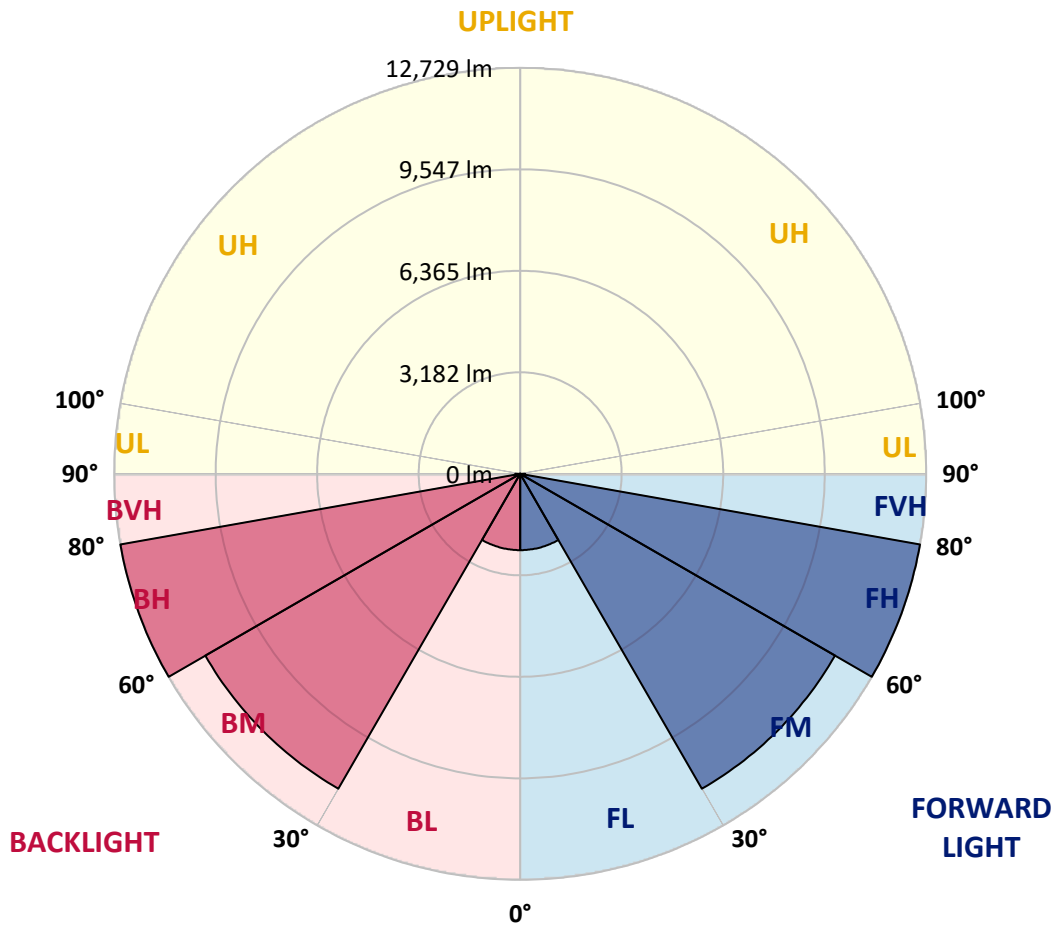
CATALOG NUMBER: GALN-SB7C-840-U-5MQ

LUMINAIRE CLASSIFICATION SYSTEM LUMEN TABLE AND BUG RATING:

Zone	Lumens	% Fixture	Zone Rating/Lumen Limit		
			B	U	G
FL (0°-30°)	2393.7	4.5			
FM (30°-60°)	11400.2	21.4			
FH (60°-80°)	12729.1	23.9			G5
FVH (80°-90°)	152.9	0.3			G2/225
BL (0°-30°)	2393.7	4.5	B3/2500		
BM (30°-60°)	11400.2	21.4	B5		
BH (60°-80°)	12729.1	23.9	B5		G5
BVH (80°-90°)	152.9	0.3			G2/225
UL (90°-100°)	0.0	0.0		U0/0	
UH (100°-180°)	0.0	0.0		U0/0	

BUG Rating: B5-U0-G5

Type V Short



REPORT NUMBER: P954322

CATALOG NUMBER: GALN-SB7C-840-U-5MQ

CANDELA DISTRIBUTION (FULL):

	0°	5°	15°	25°	35°	45°	55°	65°	75°	85°
0°	5110.6	5110.6	5110.6	5110.6	5110.6	5110.6	5110.6	5110.6	5110.6	5110.6
2.5°	5134.7	5140.0	5129.3	5124.0	5118.6	5110.6	5113.2	5126.6	5137.4	5134.7
5°	5177.5	5182.9	5174.9	5172.2	5161.5	5158.8	5158.8	5172.2	5180.2	5174.9
7.5°	5225.7	5233.8	5220.4	5217.7	5212.4	5207.0	5204.3	5217.7	5225.7	5225.7
10°	5271.3	5279.3	5268.6	5260.6	5255.2	5255.2	5249.9	5260.6	5274.0	5271.3
12.5°	5319.5	5324.8	5314.1	5308.8	5308.8	5316.8	5308.8	5314.1	5324.8	5319.5
15°	5378.4	5381.1	5378.4	5386.5	5399.8	5426.6	5402.5	5397.2	5402.5	5389.1
17.5°	5458.8	5464.1	5474.8	5493.6	5512.3	5560.6	5517.7	5504.3	5504.3	5477.5
20°	5557.9	5565.9	5582.0	5614.1	5638.2	5683.8	5640.9	5622.2	5614.1	5579.3
22.5°	5662.3	5675.7	5699.8	5742.7	5785.6	5828.4	5785.6	5753.4	5729.3	5683.8
25°	5782.9	5798.9	5836.4	5906.1	5965.0	6026.6	5975.7	5911.4	5863.2	5798.9
27.5°	5954.3	5973.0	6018.6	6104.3	6179.3	6232.9	6184.6	6101.6	6034.7	5957.0
30°	6195.4	6214.1	6267.7	6358.7	6409.6	6444.5	6412.3	6348.0	6267.7	6179.3
32.5°	6506.1	6530.2	6589.1	6674.8	6685.5	6690.9	6680.2	6648.0	6589.1	6482.0
35°	6899.8	6926.6	6993.6	7063.2	7052.5	7063.2	7047.1	7036.4	6993.6	6870.3
37.5°	7381.9	7414.1	7483.7	7537.3	7510.5	7497.1	7499.8	7502.5	7478.4	7341.8
40°	7941.7	7984.6	8035.5	8091.7	8046.2	8006.0	8032.8	8054.2	8032.8	7893.5
42.5°	8517.6	8579.2	8632.8	8713.1	8675.6	8624.8	8662.3	8686.4	8640.8	8490.8
45°	9157.8	9216.7	9286.3	9406.9	9380.1	9326.5	9380.1	9385.4	9307.8	9131.0
47.5°	9819.4	9881.0	9985.4	10146.1	10135.4	10076.5	10146.1	10108.6	10009.5	9797.9
50°	10446.1	10531.8	10692.6	10917.5	10939.0	10866.7	10960.4	10888.1	10722.0	10456.8
52.5°	11035.4	11126.5	11380.9	11686.3	11764.0	11670.2	11796.1	11670.2	11421.1	11080.9
55°	11654.1	11755.9	12058.6	12457.7	12613.0	12543.4	12661.2	12471.1	12117.5	11705.0
57.5°	12382.7	12444.3	12805.9	13280.0	13542.5	13558.5	13612.1	13290.7	12862.1	12393.4
60°	13172.8	13258.6	13652.3	14220.1	14635.3	14769.2	14713.0	14236.2	13738.0	13199.6
62.5°	14185.3	14279.1	14750.5	15430.8	16087.0	16419.2	16199.5	15508.5	14892.4	14246.9
65°	15023.7	15128.1	15979.9	17193.3	18387.9	19054.8	18503.0	17230.8	16121.9	15211.2
67.5°	14415.7	14544.2	15880.8	18109.3	21079.8	23069.9	21181.5	18382.5	16210.3	14975.5
70°	12599.6	12720.2	14279.1	17003.1	21837.8	26198.4	22293.1	17504.0	14330.0	12947.8
72.5°	8364.9	8753.3	10331.0	13598.7	19499.4	24243.1	19692.3	13322.8	9583.7	8346.2
75°	2774.9	3085.6	4162.4	7049.8	13060.3	18130.7	12433.6	6238.2	3297.2	2373.1
77.5°	699.1	806.2	1111.6	2016.9	5209.7	10322.9	4690.0	1647.3	897.3	626.8
80°	340.2	375.0	535.7	672.3	1304.4	3281.2	1224.1	632.1	423.2	326.8
82.5°	187.5	190.2	302.7	380.3	484.8	849.1	503.6	369.6	243.7	198.2
85°	115.2	112.5	160.7	203.6	203.6	302.7	241.1	203.6	139.3	123.2
87.5°	45.5	45.5	58.9	64.3	56.2	77.7	61.6	67.0	53.6	50.9
90°	0.0	0.0	0.0	0.0	0.0	0.0	0.0	0.0	0.0	0.0

(END C

<u>90°</u>
5110.6
5137.4
5177.5
5225.7
5271.3
5316.8
5389.1
5477.5
5579.3
5681.1
5796.3
5954.3
6179.3
6484.6
6870.3
7341.8
7893.5
8501.5
9149.7
9784.5
10451.5
11048.8
11648.8
12329.1
13113.9
14134.4
15061.2
14790.7
12763.0
8075.7
2244.6
559.8
300.0
198.2
128.6
53.6
0.0

OF REPORT)